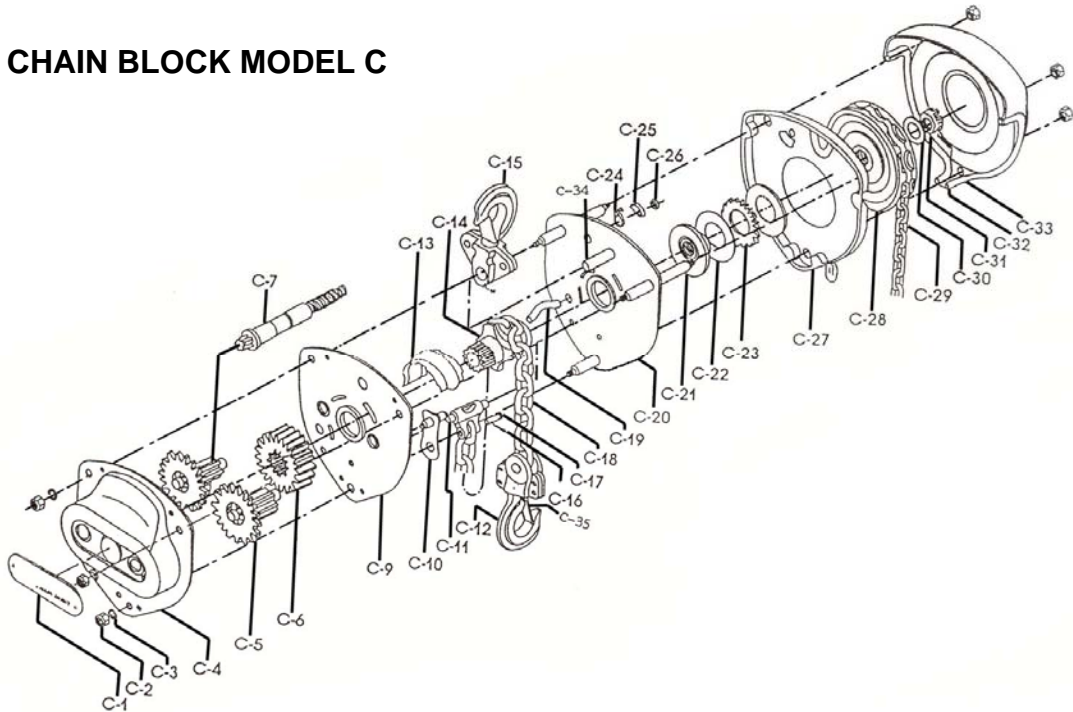


COMET CHAIN BLOCK MODEL C



| t # | Qty | Part Name | Part # | Qty | Part Name | Part # | Qty | Part Name |
|------|-----|------------------------|--------|-----|---------------------------|--------|-----|-----------------------------|
| C-1 | 1 | Label | C-12 | 1 | Bottom Hook Assembly | C-23 | 1 | Ratchet Gear |
| C-2 | 6 | Nut | C-13 | 1 | Load Chain Guide | C-24 | 1 | Pawl Spring |
| C-3 | 3 | Spring Washer | C-14 | 1 | Load Sheave | C-25 | 1 | Pawl |
| C-4 | 1 | Gear Cover | C-15 | 1 | Top Hook Assembly | C-26 | 1 | Snap Ring for Pawl Pin |
| C-5 | 2 | Pinion (w/Pinion Gear) | C-16 | 1 | Cutter Pin | C-27 | 1 | Ratchet Gear Cover |
| C-6 | 1 | Load Gear | C-17 | 1 | Chain End Fixing Pin | C-28 | 1 | Hand wheel |
| C-7 | 1 | Pinion Shaft w/Washer | C-18 | 1 | Load Chain | C-29 | 1 | Hand Chain |
| | | | C-19 | 1 | Load Chain Guide Pin | C-30 | 1 | Washer for Pinion Shaft Nut |
| C-9 | 1 | Gear Side Plate | C-20 | 1 | Wheel Side Plate Assembly | C-31 | 1 | Check Nut |
| C-10 | 1 | Stripper | C-21 | 1 | Disc Hub | C-32 | 1 | Cutter Pin for Check Nut |
| C-11 | 1 | Load Chain Anchoring | C-22 | 2 | Brake Disc | C-33 | 1 | Hand wheel Cover |

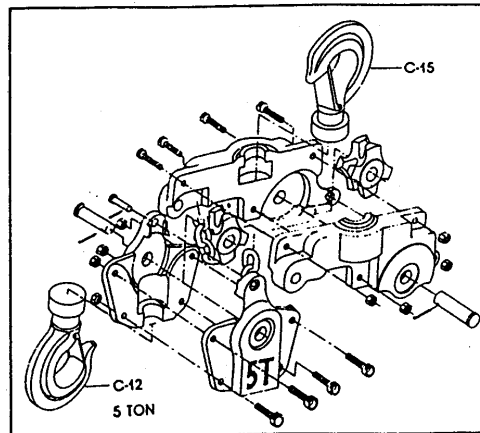
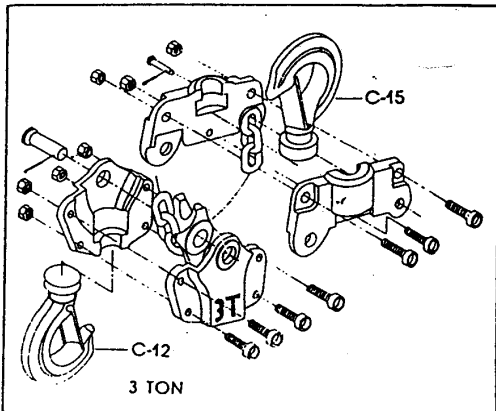
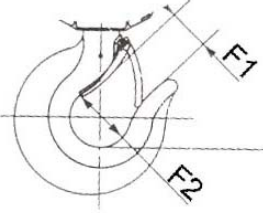


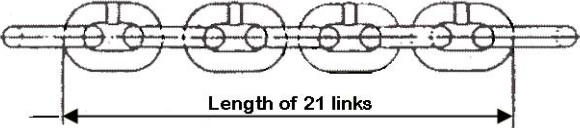
TABLE 2 HOOK THROAT OPENING

| Capacity Tons | Hook Throat Opening (inches) | |
|------------------|------------------------------|-----------------------------|
| | New Hook F Equals | Replace When F Equals |
| 1/2 | 1-3/16 | 1-9/32 |
| 1 | 1-5/16 | 1-13/32 |
| 1 1/2 | 1-7/16 | 1-19/32 |
| 2 | 1-11/16 | 1-27/32 |
| 3 | 1-11/16 | 1-27/32 |
| 5 | 2-1/4 | 2-15/32 |



The diagram shows a cross-section of a hook throat. A vertical line represents the throat opening. Two horizontal lines, labeled F1 and F2, indicate the width of the throat at different points. F1 is the upper width and F2 is the lower width. The hook is shown as a curved shape on the left side of the throat.

TABLE 1 CHAIN DIMENSIONS



The diagram shows a horizontal chain with four links. A double-headed arrow below the chain indicates the total length of the 21 links.

| Capacity Tons | Diameter of Chain Wire | Maximum Allowable Gauge Length |
|------------------|---------------------------|-----------------------------------|
| 1/2 | 6.3mm | 21 links = 16.6 inches |
| 1 | 6.3mm | 21 links = 16.6 inches |
| 2 | 8.0mm | 21 links = 21.0 inches |
| 1 1/2, 3 | 7.1mm | 21 links = 18.4 inches |
| 5 | 8.0mm | 21 links = 21.0 inches |

VULCAN HOIST CO LTD

3435 Crémazie E Montréal Qc
H1Z 2J2

T. 514-728-4527 F. 514-374-4231

www.vulcanhoist.com
Email info@vulcanhoist.com